



KONG LONG HUAT CHEMICALS SDN BERHAD (21731-K)

CHLORINE LIQUID

KONG LONG HUAT CHEMICALS SDN BERHAD

Chemwatch Hazard Alert Code: 3

Chemwatch: 1017

Version No: 10.1.1.1

Safety Data Sheet according to CLASS requirements

Issue Date: 01/01/2013

Print Date: 26/03/2016

Initial Date: Not Available

L.GHS.MYS.EN

SECTION 1 IDENTIFICATION OF THE SUBSTANCE / MIXTURE AND OF THE COMPANY / UNDERTAKING

Product Identifier

Product name	CHLORINE LIQUID
Chemical Name	chlorine
Synonyms	Cl ₂ , Gas Code No. 160, chlorine gas, chlorine molecule, chlorine water, chlorinemol., diatomic chlorine, liquefied chlorine, misspelling as clorine, molecular chlorine
Proper shipping name	CHLORINE
Chemical formula	Cl ₂
Other means of identification	Not Available
CAS number	7782-50-5

Relevant identified uses of the substance or mixture and uses advised against

Relevant identified uses	The use of a quantity of material in an unventilated or confined space may result in increased exposure and an irritating atmosphere developing. Before starting consider control of exposure by mechanical ventilation. Water purification; bleaching agent, particularly for paper and textiles; manufacture of bleaching powder; manufacture of chemicals such as chlorinated hydrocarbons, ethylene glycol, glycerine and tetraethyl lead. [~Intermediate ~]
--------------------------	--

Details of the supplier of the safety data sheet

Registered company name	KONG LONG HUAT CHEMICALS SDN BERHAD
Address	No. 23, Jalan 3/3C Sri Utara off Jalan Ipoh, Mukim Batu Kuala Lumpur 68100 Malaysia
Telephone	60(3)6254 8688
Fax	60(3)6252 9229
Website	w w w.klhchem.com.my
Email	marketing@klhchem.com.my

Emergency telephone number

Association / Organisation	KONG LONG HUAT CHEMICALS SDN BERHAD (ERT KLH TG)
Emergency telephone numbers	012-620 1096

Continued...

CHLORINE LIQUID

Other emergency telephone numbers	60(3)3134 3931
--	----------------

SECTION 2 HAZARDS IDENTIFICATION

Classification of the substance or mixture

CHEMWATCH HAZARD RATINGS

	Min	Max	
Flammability	0		
Toxicity	3		
Body Contact	3		
Reactivity	2		
Chronic	0		

0 = Minimum
1 = Low
2 = Moderate
3 = High
4 = Extreme

Classification ^[2]	Acute Toxicity (Inhalation) Category 3, Eye Irritation Category 2, Specific target organ toxicity - single exposure Category 3, Skin Corrosion/Irritation Category 2, Acute Aquatic Hazard Category 1
Legend:	1. Classified by Chemwatch; 2. Classification drawn from ICOP ; 3. Classification drawn from EC Directive 1272/2008 - Annex VI

Label elements

GHS label elements	
---------------------------	--

SIGNAL WORD	DANGER
--------------------	---------------

Hazard statement(s)

H331	Toxic if inhaled.
H319	Causes serious eye irritation.
H335	May cause respiratory irritation.
H315	Causes skin irritation.
H400	Very toxic to aquatic life.

Precautionary statement(s) Prevention

P271	Use only outdoors or in a well-ventilated area.
P261	Avoid breathing dust/fume/gas/mist/vapours/spray.
P273	Avoid release to the environment.
P280	Wear protective gloves/protective clothing/eye protection/face protection.

Precautionary statement(s) Response

P362	Take off contaminated clothing and wash before reuse.
P305+P351+P338	IF IN EYES: Rinse cautiously with water for several minutes. Remove contact lenses, if present and easy to do. Continue rinsing.
P304+P340	IF INHALED: Remove victim to fresh air and keep at rest in a position comfortable for breathing.
P311	Call a POISON CENTER or doctor/physician.
P337+P313	If eye irritation persists: Get medical advice/attention.
P391	Collect spillage.
P302+P352	IF ON SKIN: Wash with plenty of soap and water.
P332+P313	If skin irritation occurs: Get medical advice/attention.

CHLORINE LIQUID

Precautionary statement(s) Storage

P403+P233	Store in a well-ventilated place. Keep container tightly closed.
P405	Store locked up.

Precautionary statement(s) Disposal

P501	Dispose of contents/container in accordance with local regulations.
-------------	---

SECTION 3 COMPOSITION / INFORMATION ON INGREDIENTS

Substances

CAS No	%[weight]	Name	Classification
7782-50-5	> 99.5%	<u>chlorine</u>	Acute Toxicity (Inhalation) Category 3, Eye Irritation Category 2, Specific target organ toxicity - single exposure Category 3, Skin Corrosion/Irritation Category 2, Acute Aquatic Hazard Category 1; H331, H319, H335, H315, H400 [2]

Legend: 1. Classified by Chemwatch; 2. Classification drawn from ICOP ; 3. Classification drawn from EC Directive 1272/2008 - Annex VI 4. Classification drawn from C&L

Mixtures

See section above for composition of Substances

SECTION 4 FIRST AID MEASURES

Description of first aid measures

Eye Contact	<ul style="list-style-type: none"> ▸ If product comes in contact with eyes remove the patient from gas source or contaminated area. ▸ Take the patient to the nearest eye wash, shower or other source of clean water. ▸ Open the eyelid(s) wide to allow the material to evaporate. ▸ Gently rinse the affected eye(s) with clean, cool water for at least 15 minutes. Have the patient lie or sit down and tilt the head back. Hold the eyelid(s) open and pour water slowly over the eyeball(s) at the inner corners, letting the water run out of the outer corners. ▸ The patient may be in great pain and wish to keep the eyes closed. It is important that the material is rinsed from the eyes to prevent further damage. ▸ Ensure that the patient looks up, and side to side as the eye is rinsed in order to better reach all parts of the eye(s) ▸ Transport to hospital or doctor. ▸ Even when no pain persists and vision is good, a doctor should examine the eye as delayed damage may occur. ▸ If the patient cannot tolerate light, protect the eyes with a clean, loosely tied bandage. ▸ Ensure verbal communication and physical contact with the patient. <p>DO NOT allow the patient to rub the eyes DO NOT allow the patient to tightly shut the eyes DO NOT introduce oil or ointment into the eye(s) without medical advice DO NOT use hot or tepid water.</p>
Skin Contact	<p>If skin or hair contact occurs:</p> <ul style="list-style-type: none"> ▸ Flush skin and hair with running water (and soap if available). ▸ Seek medical attention in event of irritation. <p>In case of cold burns (frost-bite):</p> <ul style="list-style-type: none"> ▸ Move casualty into warmth before thawing the affected part; if feet are affected carry if possible ▸ Bathe the affected area immediately in luke-warm water (not more than 35 deg C) for 10 to 15 minutes, immersing if possible and without rubbing ▸ DO NOT apply hot water or radiant heat. ▸ Apply a clean, dry, light dressing of "fluffed-up" dry gauze bandage ▸ If a limb is involved, raise and support this to reduce swelling ▸ If an adult is involved and where intense pain occurs provide pain killers such as paracetamol ▸ Transport to hospital, or doctor ▸ Subsequent blackening of the exposed tissue indicates potential of necrosis, which may require amputation.
Inhalation	<ul style="list-style-type: none"> ▸ Inhalation of vapours or aerosols (mists, fumes) may cause lung oedema. ▸ Corrosive substances may cause lung damage (e.g. lung oedema, fluid in the lungs). ▸ As this reaction may be delayed up to 24 hours after exposure, affected individuals need complete rest

CHLORINE LIQUID

- (preferably in semi-recumbent posture) and must be kept under medical observation even if no symptoms are (yet) manifested.
- Before any such manifestation, the administration of a spray containing a dexamethasone derivative or beclomethasone derivative may be considered.

This must definitely be left to a doctor or person authorised by him/her.

(ICSC13719)

- Following exposure to gas, remove the patient from the gas source or contaminated area.
- NOTE: Personal Protective Equipment (PPE), including positive pressure self-contained breathing apparatus may be required to assure the safety of the rescuer.
- Prostheses such as false teeth, which may block the airway, should be removed, where possible, prior to initiating first aid procedures.
- If the patient is not breathing spontaneously, administer rescue breathing.
- If the patient does not have a pulse, administer CPR.
- If medical oxygen and appropriately trained personnel are available, administer 100% oxygen.
- Summon an emergency ambulance. If an ambulance is not available, contact a physician, hospital, or Poison Control Centre for further instruction.
- Keep the patient warm, comfortable and at rest while awaiting medical care.
- **MONITOR THE BREATHING AND PULSE, CONTINUOUSLY.**
- Administer rescue breathing (preferably with a demand-valve resuscitator, bag-valve mask-device, or pocket mask as trained) or CPR if necessary.

Ingestion

- Not considered a normal route of entry.

Indication of any immediate medical attention and special treatment needed

Excellent warning properties force rapid escape of personnel from chlorine vapour thus most inhalations are mild to moderate. If escape is not possible, exposure to high concentrations for a very short time can result in dyspnea, haemophysis and cyanosis with later complications being tracheobroncho-pneumonitis and pulmonary oedema. Oxygen, intermittent positive pressure breathing apparatus and aerosolysed bronchodilators are of therapeutic value where chlorine inhalation has been light to moderate. Severe inhalation should result in hospitalisation and treatment for a respiratory emergency.

Any chlorine inhalation in an individual with compromised pulmonary function (COPD) should be regarded as a severe inhalation and a respiratory emergency. [CCINFO, Dow 1988]

Effects from exposure to chlorine gas include pulmonary oedema which may be delayed. Observation in hospital for 48 hours is recommended

Diagnosed asthmatics and those people suffering from certain types of chronic bronchitis should receive medical approval before being employed in occupations involving chlorine exposure.

If burn is present, treat as any thermal burn, after decontamination.

Depending on the degree of exposure, periodic medical examination is indicated. The symptoms of lung oedema often do not manifest until a few hours have passed and they are aggravated by physical effort. Rest and medical observation is therefore essential.

Immediate administration of an appropriate spray, by a doctor or a person authorised by him/her should be considered.

(ICSC24419/24421

SECTION 5 FIREFIGHTING MEASURES

Extinguishing media

FOR SMALL FIRE:

- USE FLOODING QUANTITIES OF WATER.
- **DO NOT use dry chemical, CO2, foam or halogenated-type extinguishers.**

FOR LARGE FIRE

- Flood fire area with water from a protected position

|Do not apply water directly to a chlorine leak

Special hazards arising from the substrate or mixture

Fire Incompatibility

- Avoid storage with reducing agents.

Advice for firefighters

Fire Fighting

GENERAL

- Alert Fire Brigade and tell them location and nature of hazard.
- May be violently or explosively reactive.
- Wear full body protective clothing with breathing apparatus.
- Fight fire from a safe distance, with adequate cover.
- If safe, switch off electrical equipment until vapour fire hazard removed.

CHLORINE LIQUID

	<ul style="list-style-type: none"> ▸ Use water delivered as a fine spray to control fire and cool adjacent area. ▸ DO NOT approach cylinders suspected to be hot. ▸ Cool fire exposed cylinders with water spray from a protected location. ▸ If safe to do so, remove cylinders from path of fire. ▸ Equipment should be thoroughly decontaminated after use. <p>-----</p> <p>FIRE FIGHTING PROCEDURES:</p> <p>-----</p> <ul style="list-style-type: none"> ▸ Excessive pressures may develop in a gas cylinder exposed in a fire; this may result in explosion. ▸ Cylinders with pressure relief devices may release their contents as a result of fire and the released gas may constitute a further source of hazard for the fire-fighter. <p>Cylinders without pressure-relief valves have no provision for controlled release and are therefore more likely to explode if exposed to fire.</p> <p>-----</p> <p>FIRE FIGHTING REQUIREMENTS:</p> <p>-----</p> <ul style="list-style-type: none"> ▸ Positive pressure, self-contained breathing apparatus is required for fire-fighting of hazardous materials. ▸ Full structural fire-fighting (bunker) gear is the minimum acceptable attire. ▸ The need for proximity, entry and special protective clothing should be determined for each incident, by a competent fire-fighting safety professional.
<p>Fire/Explosion Hazard</p>	<ul style="list-style-type: none"> ▸ Containers may explode when heated - Ruptured cylinders may rocket ▸ May burn but does not ignite easily. ▸ Fire exposed cylinders may vent contents through pressure relief devices thereby increasing vapour concentration.. ▸ Fire may produce irritating, poisonous or corrosive gases. ▸ Runoff may create fire or explosion hazard. ▸ May decompose explosively when heated or involved in fire. ▸ Contact with gas may cause burns, severe injury and/ or frostbite. ▸ POISONOUS: MAY BE FATAL IF INHALED, SWALLOWED OR ABSORBED THROUGH SKIN <p>Decomposition may produce toxic fumes of; hydrogen chloride Contains low boiling substance: Closed containers may rupture due to pressure buildup under fire conditions Chlorine is non-flammable but supports combustion. Oxidising agent causes fires or explosions upon contact with organic substances and many common chemicals. Emits highly toxic fumes upon heating. The main danger from a fire in a chlorine storage area is that a major chlorine escape may occur by rupture of containers at high temperatures. Safety plugs on liquid chlorine cylinders may fuse at 70 C.</p>

SECTION 6 ACCIDENTAL RELEASE MEASURES

Personal precautions, protective equipment and emergency procedures

<p>Minor Spills</p>	<ul style="list-style-type: none"> ▸ Drains for storage or use areas should have retention basins for pH adjustments and dilution of spills before discharge or disposal of material. ▸ Check regularly for spills and leaks. ▸ Avoid breathing vapour and any contact with liquid or gas. Protective equipment including respirator should be used. ▸ DO NOT enter confined spaces were gas may have accumulated. ▸ Increase ventilation. ▸ Clear area of personnel. ▸ Stop leak only if safe to so do. ▸ Remove leaking cylinders to safe place. Release pressure under safe controlled conditions by opening valve. ▸ Do not exert excessive pressure on the valve; do not attempt to operate a damaged valve ▸ Orientate cylinder so that the leak is gas, not liquid, to minimise rate of leakage ▸ Keep area clear of personnel until gas has dispersed.
<p>Major Spills</p>	<ul style="list-style-type: none"> ▸ Clear area of all unprotected personnel and move upwind. ▸ Alert Emergency Authority and advise them of the location and nature of hazard. ▸ Wear full body clothing with breathing apparatus. ▸ Prevent by any means available, spillage from entering drains and water-courses. ▸ Consider evacuation. ▸ Increase ventilation. ▸ No smoking or naked lights within area. ▸ Stop leak only if safe to so do. ▸ Water spray or fog may be used to disperse vapour. ▸ DO NOT enter confined space where gas may have collected. ▸ Keep area clear until gas has dispersed.

CHLORINE LIQUID

- ▶ Remove leaking cylinders to a safe place.
- ▶ Fit vent pipes. Release pressure under safe, controlled conditions
- ▶ Burn issuing gas at vent pipes.
- ▶ **DO NOT exert excessive pressure on valve; DO NOT attempt to operate damaged valve.**

|For gas spills:|Avoid spraying water directly onto leaking containers as this will increase gas hazard.|For liquid spills:|Avoid breathing vapours - large volumes of gas will evaporate from liquid spills. Prevent spillage from entering drains. Contain liquid spillage with sand, earth, inert material or vermiculite. Cover and absorb liquid with protein foam (150 mm thick). Avoid spraying water onto liquid pools as this will increase evolution of chlorine gas.

Personal Protective Equipment advice is contained in Section 8 of the SDS.

SECTION 7 HANDLING AND STORAGE

Precautions for safe handling

Safe handling

- ▶ Consider use in closed pressurised systems, fitted with temperature, pressure and safety relief valves which are vented for safe dispersal.
 - ▶ The tubing network design connecting gas cylinders to the delivery system should include appropriate pressure indicators and vacuum or suction lines.
 - ▶ Fully-welded types of pressure gauges, where the bourdon tube sensing element is welded to the gauge body, are recommended.
 - ▶ Before connecting gas cylinders, ensure manifold is mechanically secure and does not containing another gas. Before disconnecting gas cylinder, isolate supply line segment proximal to cylinder, remove trapped gas in supply line with aid of vacuum pump
 - ▶ When connecting or replacing cylinders take care to avoid airborne particulates violently ejected when system pressurises.
 - ▶ Consider the use of doubly-contained piping; diaphragm or bellows sealed, soft seat valves; backflow prevention devices; flash arrestors; and flow monitoring or limiting devices. Gas cabinets, with appropriate exhaust treatment, are recommended, as is automatic monitoring of the secondary enclosures and work areas for release.
 - ▶ Use a pressure reducing regulator when connecting cylinder to lower pressure (<100 psig) piping or systems
 - ▶ Use a check valve or trap in the discharge line to prevent hazardous back-flow into the cylinder
 - ▶ Check regularly for spills or leaks. Keep valves tightly closed but do not apply extra leverage to hand wheels or cylinder keys.
 - ▶ Open valve slowly. If valve is resistant to opening then contact your supervisor
 - ▶ Valve protection caps must remain in place unless container is secured with valve outlet piped to use point.
 - ▶ Never insert a pointed object (e.g hooks) into cylinder cap openings as a means to open cap or move cylinder. Such action can inadvertently turn the valve and gas a gas leak. Use an adjustable strap instead of wrench to free an over-tight or rusted cap.
 - ▶ A bubble of gas may buildup behind the outlet dust cap during transportation, after prolonged storage, due to defective cylinder valve or if a dust cap is inserted without adequate evacuation of gas from the line. When loosening dust cap, preferably stand cylinder in a suitable enclosure and take cap off slowly. Never face the dust cap directly when removing it; point cap away from any personnel or any object that may pose a hazard. under negative pressure (relative to atmospheric gas)
 - ▶ Do NOT drag, slide or roll cylinders - use a suitable hand truck for cylinder movement
 - ▶ Test for leakage with brush and detergent - **NEVER use a naked flame.**
 - ▶ **Do NOT heat cylinder by any means to increase the discharge rate of product from cylinder.**
 - ▶ Leaking gland nuts may be tightened if necessary.
 - ▶ If a cylinder valve will not close completely, remove the cylinder to a well ventilated location (e.g. outside) and, when empty, tag as FAULTY and return to supplier.
 - ▶ Obtain a work permit before attempting any repairs.
 - ▶ **DO NOT attempt repair work on lines, vessels under pressure.**
 - ▶ Atmospheres must be tested and O.K. before work resumes after leakage.
 - ▶ **DO NOT transfer gas from one cylinder to another.**
- |Reverse flow into containers must be prevented. Handle empty containers as if they were full.

Other information

- ▶ Store in an upright position.
- ▶ Cylinders should be stored in a purpose-built compound with good ventilation, preferably in the open.
- ▶ Such compounds should be sited and built in accordance with statutory requirements.
- ▶ The storage compound should be kept clear and access restricted to authorised personnel only.
- ▶ Cylinders stored in the open should be protected against rust and extremes of weather.
- ▶ Cylinders in storage should be properly secured to prevent toppling or rolling.
- ▶ Cylinder valves should be closed when not in use.
- ▶ Where cylinders are fitted with valve protection this should be in place and properly secured.

Continued...

CHLORINE LIQUID

- ▶ Gas cylinders should be segregated according to the requirements of the Dangerous Goods Act (s).
- ▶ Preferably store full and empty cylinders separately.
- ▶ Cylinders containing oxidants must be kept a minimum distance from gases. Alternatively a fire resistant partition may be used.
- ▶ Check storage areas for hazardous concentrations of gases prior to entry.
- ▶ Full cylinders should be arranged so that the oldest stock is used first.
- ▶ Cylinders in storage should be checked periodically for general condition and leakage.

Conditions for safe storage, including any incompatibilities

Suitable container	<ul style="list-style-type: none"> ▶ Cylinder: ▶ Ensure the use of equipment rated for cylinder pressure. ▶ Ensure the use of compatible materials of construction. ▶ Valve protection cap to be in place until cylinder is secured, connected. ▶ Cylinder must be properly secured either in use or in storage. ▶ Cylinder valve must be closed when not in use or when empty. ▶ Segregate full from empty cylinders. <p>WARNING: Suckback into cylinder may result in rupture. Use back-flow preventive device in piping. Use gases in cylinder sizes that will ensure complete usage of the cylinder content in a reasonably short amount of time.</p>
Storage incompatibility	<p>Chlorine:</p> <ul style="list-style-type: none"> ▶ is a strong oxidiser ▶ reacts explosively with acetylene, boron, diborane, or other boron hydrides at ordinary temperatures ▶ forms easily ignited, sensitive explosive mixtures with gases and vapours such as anhydrous ammonia, benzene, butane, ethane, ethylene, fluorine, hydrocarbons, formaldehyde, hydrogen, hydrogen bromide, hydrogen chloride, oxygen, propane, propene in the presence of heat, hot surfaces, welding arc, sparks, strong sunlight, UV light, or a catalyst such as mercury oxide ▶ contact with 2-carboxymethylisothiuronium chloride or s-ethylisothiuronium hydrogen sulfate may form nitrogen trichloride. a dangerous explosive ▶ reacts violently with combustible materials, reducing agents, acetylene, molten aluminium (ignites on contact with the gas), alcohols, arsenic compounds, arsine, bismuth, boron, calcium compounds, carbon, diethylzinc, dimethylformamide, ether, ethyl phosphine, fluorine, germanium, hydrocarbons, hydrazine, hydrogen sulfide, hydroxylamine, iridium, lithium, lithium acetylide, magnesium, magnesium oxide, magnesium phosphide, mercury sulfide, methyl vinyl ether, metal carbides, molybdenum trioxide, potassium acetylide, sodium acetylide, sulfamic, sulfur dioxide, triethylborane and many other substances ▶ forms explosive mixtures with gasoline and petroleum products, such as mineral oil, greases, phosphorus, silicones, turpentine, finely divided metals, organic compounds ▶ in its liquid form reacts explosively with carbon disulfide, linseed oil, propylene, rubber, wax, white phosphorus ▶ attacks some plastics and coatings ▶ may cause dangerous fires in contact with hot solid metals (especially steel - iron/ chlorine fire can cause the bursting of storage containers) ▶ when moist (150 ppm in water) is extremely corrosive to most metals especially in the presence of heat. ▶ reacts with water to give hydrogen chloride, with carbon monoxide to form phosgene, and with sulfur dioxide to give sulfuryl chloride <p>Chlorine storage areas shall be separated from anhydrous ammonia storage areas by a vapour path of at least 10 meters</p> <ul style="list-style-type: none"> ▶ Inorganic peroxy compounds are potent oxidisers that pose fire or explosive hazards when in contact with ordinary combustible materials. ▶ Inorganic peroxides react with organic compounds to generate organic peroxide and hydroperoxide products that react violently with reducing agents. ▶ Inorganic oxidising agents can react with reducing agents to generate heat and products that may be gaseous (causing pressurization of closed containers). The products may themselves be capable of further reactions (such as combustion in the air). ▶ Organic compounds in general have some reducing power and can in principle react with compounds in this class. Actual reactivity varies greatly with the identity of the organic compound. ▶ Inorganic oxidising agents can react violently with active metals, cyanides, esters, and thiocyanates. ▶ Peroxides, in contact with inorganic cobalt and copper compounds, iron and iron compounds, acetone, metal oxide salts and acids and bases can react with rapid, uncontrolled decomposition, leading to fires and explosions. ▶ Inorganic reducing agents react with oxidizing agents to generate heat and products that may be flammable, combustible, or otherwise reactive. Their reactions with oxidizing agents may be violent. ▶ Incidents involving interaction of active oxidants and reducing agents, either by design or accident, are usually very energetic and examples of so-called redox reactions. ▶ Avoid any contamination of this material as it is very reactive and any contamination is potentially hazardous ▶ Compressed gases may contain a large amount of kinetic energy over and above that potentially available

CHLORINE LIQUID

- ▶ from the energy of reaction produced by the gas in chemical reaction with other substances
- ▶ Avoid storage with reducing agents.

SECTION 8 EXPOSURE CONTROLS / PERSONAL PROTECTION

Control parameters

OCCUPATIONAL EXPOSURE LIMITS (OEL)

INGREDIENT DATA

Source	Ingredient	Material name	TWA	STEL	Peak	Notes
Malaysia Permissible Exposure Limits	chlorine	Chlorine	1.5 mg/m3 / 0.5 ppm	Not Available	Not Available	Not Available

EMERGENCY LIMITS

Ingredient	Material name	TEEL-1	TEEL-2	TEEL-3
chlorine	Chlorine	Not Available	Not Available	Not Available
chlorine	Chlorine Hi dry granular (as Cl)	1 ppm	2.52 ppm	30 ppm

Ingredient	Original IDLH	Revised IDLH
chlorine	30 ppm	10 ppm

MATERIAL DATA

for chlorine:

Odour Threshold Value: 0.08 ppm (detection) - olfactory fatigue may develop

NOTE: Detector tubes for chlorine, measuring in excess of 0.2 ppm, are commercially available. Long-term measurements (8 hrs) may be conducted to detect concentrations exceeding 0.13 ppm.

Smell is not a good indicator of severity of exposure in the range 0.5 to 2 ppm. In this range subjects found exposure unpleasant with itching and burning of the throat reported and occasionally an urge to cough. Significant differences in the responses of males and females were also recorded with females often reporting headache and drowsiness.

Exposure at 1 ppm chlorine for 8 hours produced significant changes in pulmonary function and increased subjective irritation. Similar 8 hour exposures at 0.5 ppm produced no significant pulmonary function changes and less severe subjective irritation. Exposures for 2 hours at 2 ppm chlorine produced no significant changes in pulmonary irritation.

An 8 hour exposure at 1.5 ppm produced increased mucous secretion from the nose and increased mucous in the hypopharynx.

Exposure at or below the TLV-TWA and STEL is thought to protect the worker against annoying symptoms in nose, throat and conjunctiva and declines in pulmonary function.

Odour Safety Factor(OSF)

OSF=1.6 (CHLORINE)

Exposed individuals are **NOT** reasonably expected to be warned, by smell, that the Exposure Standard is being exceeded.

Odour Safety Factor (OSF) is determined to fall into either Class C, D or E.

The Odour Safety Factor (OSF) is defined as:

OSF= Exposure Standard (TWA) ppm/ Odour Threshold Value (OTV) ppm

Classification into classes follows:

Class	OSF	Description
A	550	Over 90% of exposed individuals are aware by smell that the Exposure Standard (TLV-TWA for example) is being reached, even when distracted by working activities
B	26-550	As "A" for 50-90% of persons being distracted
C	1-26	As "A" for less than 50% of persons being distracted
D	0.18-1	10-50% of persons aware of being tested perceive by smell that the Exposure Standard is being reached
E	<0.18	As "D" for less than 10% of persons aware of being tested

Exposure controls

Appropriate engineering controls	<p>Engineering controls are used to remove a hazard or place a barrier between the worker and the hazard. Well-designed engineering controls can be highly effective in protecting workers and will typically be independent of worker interactions to provide this high level of protection.</p> <p>The basic types of engineering controls are:</p> <p>Process controls which involve changing the way a job activity or process is done to reduce the risk.</p> <p>Enclosure and/or isolation of emission source which keeps a selected hazard "physically" away from the worker and ventilation that strategically "adds" and "removes" air in the work environment. Ventilation can</p>
---	--

CHLORINE LIQUID

remove or dilute an air contaminant if designed properly. The design of a ventilation system must match the particular process and chemical or contaminant in use.

Employers may need to use multiple types of controls to prevent employee overexposure.

- Areas where cylinders are stored require good ventilation and, if enclosed, need discrete/controlled exhaust ventilation.
- Secondary containment and exhaust gas treatment may be required by certain jurisdictions
- Local exhaust ventilation is required in work areas.
- Consideration should be given to the use of doubly-contained piping; diaphragm or bellows-sealed, soft-seat valves; backflow prevention devices; and flow- monitoring or limiting devices.
- Gas cabinets, with appropriate exhaust treatment, are recommended, as is automatic monitoring of the secondary enclosures and workplaces, for potential release.
- Automated alerting systems with automatic shutdown of gas-flow may be appropriate and may in fact be mandatory in certain jurisdictions.
- Respiratory protection in the form of air-supplied or self-contained breathing equipment must be worn if the oxygen concentration in the workplace air is less than 19%.
- Cartridge respirators do NOT give protection and may result in rapid suffocation.

Air contaminants generated in the workplace possess varying "escape" velocities which, in turn, determine the "capture velocities" of fresh circulating air required to effectively remove the contaminant.

Type of Contaminant:	Air Speed:
gas discharge (active generation into zone of rapid air motion)	1-2.5 m/s (200-500 f/min.)

Within each range the appropriate value depends on:

Lower end of the range	Upper end of the range
1: Room air currents minimal or favourable to capture	1: Disturbing room air currents
2: Contaminants of low toxicity or of nuisance value only.	2: Contaminants of high toxicity
3: Intermittent, low production.	3: High production, heavy use
4: Large hood or large air mass in motion	4: Small hood-local control only

Simple theory shows that air velocity falls rapidly with distance away from the opening of a simple extraction pipe. Velocity generally decreases with the square of distance from the extraction point (in simple cases). Therefore the air speed at the extraction point should be adjusted, accordingly, after reference to distance from the contaminating source. The air velocity at the extraction fan, for example, should be a minimum of 1-2.5 m/s (200-500 f/min.) for extraction of gases discharged 2 meters distant from the extraction point. Other mechanical considerations, producing performance deficits within the extraction apparatus, make it essential that theoretical air velocities are multiplied by factors of 10 or more when extraction systems are installed or used.

||f inhalation risk exists, wear full face, self contained breathing apparatus in the positive pressure mode. Chlorine vapours will not be adequately absorbed by organic vapour respirators. [NSW D.I.R. 3-1982]

Personal protection



Eye and face protection

- Chemical goggles.
- Full face shield may be required for supplementary but never for primary protection of eyes.
- Contact lenses may pose a special hazard; soft contact lenses may absorb and concentrate irritants. A written policy document, describing the wearing of lenses or restrictions on use, should be created for each workplace or task. This should include a review of lens absorption and adsorption for the class of chemicals in use and an account of injury experience. Medical and first-aid personnel should be trained in their removal and suitable equipment should be readily available. In the event of chemical exposure, begin eye irrigation immediately and remove contact lens as soon as practicable. Lens should be removed at the first signs of eye redness or irritation - lens should be removed in a clean environment only after workers have washed hands thoroughly. [CDC NIOSH Current Intelligence Bulletin 59], [AS/NZS 1336 or national equivalent]

Skin protection

See Hand protection below

Hands/feet protection

- Neoprene gloves
 - When handling sealed and suitably insulated cylinders wear cloth or leather gloves.
 - Insulated gloves:
- NOTE: Insulated gloves should be loose fitting so that may be removed quickly if liquid is spilled upon them. Insulated gloves are not made to permit hands to be placed in the liquid; they provide only short-term protection from accidental contact with the liquid.

Body protection

See Other protection below

CHLORINE LIQUID

Other protection	<ul style="list-style-type: none"> ▸ Overalls. ▸ PVC Apron. ▸ PVC protective suit may be required if exposure severe. ▸ Eyewash unit. ▸ Ensure there is ready access to a safety shower.
Thermal hazards	Not Available

Recommended material(s)

GLOVE SELECTION INDEX

Glove selection is based on a modified presentation of the: **"Forsberg Clothing Performance Index"**.
The effect(s) of the following substance(s) are taken into account in the **computer-generated** selection:
CHLORINE LIQUID

Material	CPI
BUTYL/NEOPRENE	A
NEOPRENE	A
NITRILE	A
SARANEX-23	A
VITON/NEOPRENE	A
PE	B

* CPI - Chemwatch Performance Index

A: Best Selection

B: Satisfactory; may degrade after 4 hours continuous immersion

C: Poor to Dangerous Choice for other than short term immersion

NOTE: As a series of factors will influence the actual performance of the glove, a final selection must be based on detailed observation. -

* Where the glove is to be used on a short term, casual or infrequent basis, factors such as "feel" or convenience (e.g. disposability), may dictate a choice of gloves which might otherwise be unsuitable following long-term or frequent use. A qualified practitioner should be consulted.

Respiratory protection

Type B-P Filter of sufficient capacity. (AS/NZS 1716 & 1715, EN 143:2000 & 149:2001, ANSI Z88 or national equivalent)

Where the concentration of gas/particulates in the breathing zone, approaches or exceeds the "Exposure Standard" (or ES), respiratory protection is required.

Degree of protection varies with both face-piece and Class of filter; the nature of protection varies with Type of filter.

Required Minimum Protection Factor	Half-Face Respirator	Full-Face Respirator	Powered Air Respirator
up to 10 x ES	B-AUS P2	-	B-PAPR-AUS / Class 1 P2
up to 50 x ES	-	B-AUS / Class 1 P2	-
up to 100 x ES	-	B-2 P2	B-PAPR-2 P2 ^

^ - Full-face

A(All classes) = Organic vapours, B AUS or B1 = Acid gasses, B2 = Acid gas or hydrogen cyanide(HCN), B3 = Acid gas or hydrogen cyanide(HCN), E = Sulfur dioxide(SO2), G = Agricultural chemicals, K = Ammonia(NH3), Hg = Mercury, NO = Oxides of nitrogen, MB = Methyl bromide, AX = Low boiling point organic compounds(below 65 degC)

SECTION 9 PHYSICAL AND CHEMICAL PROPERTIES

Information on basic physical and chemical properties

Appearance	Packed as liquid under pressure and remains liquid only under pressure. Sudden release of pressure or leakage may result in rapid vapourisation with generation of large volumes of gas. [Greenish-yellow gas or amber liquid when under pressure, with acutely irritating and pungent odour. Slightly soluble in water and alkalis. Soluble in many organic solvents but may react violently. Gas has a relative density of 2.5 and may collect in pits, depressions. Chlorine is an oxidising agent and may assist combustion. Properties at NTP: Gas density 2.980 g/L Liquid density 1.56 kg/l Vapour Pressure 689 KPa @ 21 deg;C. Relative gas density 2.473 @ 20 deg;C where air = 1.
-------------------	--

Physical state	Liquified Gas	Relative density (Water = 1)	1.41 @ 20C Liq.
Odour	Not Available	Partition coefficient n-octanol / water	Not Available
Odour threshold	Not Available	Auto-ignition temperature (°C)	Not Applicable
pH (as supplied)	Not Applicable	Decomposition temperature	Not Available
Melting point / freezing point (°C)	-101	Viscosity (cSt)	Not Available

CHLORINE LIQUID

Initial boiling point and boiling range (°C)	-34.0	Molecular weight (g/mol)	70.9
Flash point (°C)	Non flammable	Taste	Not Available
Evaporation rate	Fast	Explosive properties	Not Available
Flammability	Non flammable	Oxidising properties	Not Available
Upper Explosive Limit (%)	Not Applicable	Surface Tension (dyn/cm or mN/m)	Not Available
Lower Explosive Limit (%)	Not Applicable	Volatile Component (%vol)	100
Vapour pressure (kPa)	666 @ 20 C	Gas group	Not Available
Solubility in water (g/L)	Partly miscible	pH as a solution (1%)	Not available.
Vapour density (Air = 1)	2.5 @ 20 C	VOC g/L	Not Available

SECTION 10 STABILITY AND REACTIVITY

Reactivity	See section 7
Chemical stability	<ul style="list-style-type: none"> ▸ Unstable in the presence of incompatible materials. ▸ Product is considered stable. ▸ Hazardous polymerisation will not occur.
Possibility of hazardous reactions	See section 7
Conditions to avoid	See section 7
Incompatible materials	See section 7
Hazardous decomposition products	See section 5

SECTION 11 TOXICOLOGICAL INFORMATION

Information on toxicological effects

Inhaled	<p>Inhalation of vapours or aerosols (mists, fumes), generated by the material during the course of normal handling, may produce toxic effects. Inhalation of the vapour is hazardous and may even be fatal The use of a quantity of material in an unventilated or confined space may result in increased exposure and an irritating atmosphere developing. Before starting consider control of exposure by mechanical ventilation.</p> <p>Common, generalised symptoms associated with toxic gas inhalation include:</p> <ul style="list-style-type: none"> ▸ central nervous system effects such as depression, headache, confusion, dizziness, progressive stupor, coma and seizures; ▸ respiratory system complications may include acute pulmonary oedema, dyspnoea, stridor, tachypnoea, bronchospasm, wheezing and other reactive airway symptoms, and respiratory arrest; ▸ cardiovascular effects may include cardiovascular collapse, arrhythmias and cardiac arrest; ▸ gastrointestinal effects may also be present and may include mucous membrane irritation, nausea and vomiting (sometimes bloody), and abdominal pain. <p>Chlorine vapour is extremely irritating to the upper respiratory tract and lungs Symptoms of exposure to chlorine include coughing, choking, breathing difficulty, chest pain, headache, vomiting, pulmonary oedema. Inhalation may cause lung congestion, bronchitis and loss of consciousness. Effects may be delayed. Delayed effects of exposure to chlorine vapour can include shortness of breath, violent headaches, pulmonary oedema and pneumonia. Earlier reports suggested that concentrations around 5 ppm chlorine caused respiratory complaints, corrosion of the teeth, inflammation of the mucous membranes of the nose and increased susceptibility to tuberculosis in chronically-exposed workers. Recent studies have not confirmed these findings.</p>
----------------	---

Continued...

CHLORINE LIQUID

	<p>Concentrations too low to effect the lower respiratory tract may however irritate the eyes, nose and throat. Amongst 29 volunteers exposed at 0.5, 1 or 2 ppm chlorine for 4 to 8 hours the following responses were recorded: itching or burning of the nose, itching or burning of the throat, production of tears, urge to cough, runny nose, nausea, headache, general discomfort, dizziness, drowsiness and shortness of breath</p> <p>Material is highly volatile and may quickly form a concentrated atmosphere in confined or unventilated areas. The vapour may displace and replace air in breathing zone, acting as a simple asphyxiant. This may happen with little warning of overexposure.</p>						
Ingestion	<p>Overexposure is unlikely in this form. Not normally a hazard due to physical form of product. Considered an unlikely route of entry in commercial/industrial environments</p>						
Skin Contact	<p>Skin contact is not thought to produce harmful health effects (as classified under EC Directives using animal models). Systemic harm, however, has been identified following exposure of animals by at least one other route and the material may still produce health damage following entry through wounds, lesions or abrasions. Good hygiene practice requires that exposure be kept to a minimum and that suitable gloves be used in an occupational setting. Open cuts, abraded or irritated skin should not be exposed to this material Entry into the blood-stream through, for example, cuts, abrasions, puncture wounds or lesions, may produce systemic injury with harmful effects. Examine the skin prior to the use of the material and ensure that any external damage is suitably protected. Vapourising liquid causes rapid cooling and contact may cause cold burns, frostbite, even through normal gloves. Frozen skin tissues are painless and appear waxy and yellow. Signs and symptoms of frost-bite may include "pins and needles", paleness followed by numbness, a hardening and stiffening of the skin, a progression of colour changes in the affected area, (first white, then mottled and blue and eventually black; on recovery, red, hot, painful and blistered). Prolonged exposure to gas may cause chloracne.</p>						
Eye	<p>Vapourising liquid causes rapid cooling and contact may cause cold burns, frostbite, even through normal gloves. Frozen skin tissues are painless and appear waxy and yellow. Signs and symptoms of frost-bite may include "pins and needles", paleness followed by numbness, a hardening and stiffening of the skin, a progression of colour changes in the affected area, (first white, then mottled and blue and eventually black; on recovery, red, hot, painful and blistered). When applied to the eye(s) of animals, the material produces severe ocular lesions which are present twenty-four hours or more after instillation.</p>						
Chronic	<p>Limited evidence suggests that repeated or long-term occupational exposure may produce cumulative health effects involving organs or biochemical systems. Principal route of occupational exposure to the gas is by inhalation. Reduced respiratory capacity may result from chronic low level exposure to chlorine gas. Chronic poisoning may result in coughing, severe chest pains, sore throat and haemoptysis (bloody sputum). Moderate to severe exposures over 3 years produced decreased lung capacity in a number of workers. Delayed effects can include shortness of breath, violent headaches, pulmonary oedema and pneumonia. Amongst chloralkali workers exposed to mean concentrations of 0.15 ppm for an average of 10.9 years a generalised pattern of fatigue (exposures of 0.5 ppm and above) and a modest increased incidence of anxiety and dizziness were recorded. Leukocytosis and a lower haematocrit showed some relation to exposure. Repeated or prolonged exposure to corrosives may result in the erosion of teeth, inflammatory and ulcerative changes in the mouth and necrosis (rarely) of the jaw. Bronchial irritation, with cough, and frequent attacks of bronchial pneumonia may ensue. Gastrointestinal disturbances may also occur. Chronic exposures may result in dermatitis and/or conjunctivitis.</p>						
chlorine	<table border="1"> <thead> <tr> <th>TOXICITY</th> <th>IRRITATION</th> </tr> </thead> <tbody> <tr> <td>Dermal (rabbit) LD50: >10000 mg/kg^[1]</td> <td rowspan="3">Not Available</td> </tr> <tr> <td>Inhalation (rat) LC50: 293 ppm/1H^[2]</td> </tr> <tr> <td>Oral (rat) LD50: >237 mg/kg^[1]</td> </tr> </tbody> </table>	TOXICITY	IRRITATION	Dermal (rabbit) LD50: >10000 mg/kg ^[1]	Not Available	Inhalation (rat) LC50: 293 ppm/1H ^[2]	Oral (rat) LD50: >237 mg/kg ^[1]
TOXICITY	IRRITATION						
Dermal (rabbit) LD50: >10000 mg/kg ^[1]	Not Available						
Inhalation (rat) LC50: 293 ppm/1H ^[2]							
Oral (rat) LD50: >237 mg/kg ^[1]							
Legend:	<p>1. Value obtained from Europe ECHA Registered Substances - Acute toxicity 2. * Value obtained from manufacturer's SDS. Unless otherwise specified data extracted from RTECS - Register of Toxic Effect of chemical Substances</p>						

CHLORINE	<p>Asthma-like symptoms may continue for months or even years after exposure to the material ceases. This may be due to a non-allergenic condition known as reactive airways dysfunction syndrome (RADS) which can occur following exposure to high levels of highly irritating compound. Key criteria for the diagnosis of</p>
-----------------	---

CHLORINE LIQUID

RADS include the absence of preceding respiratory disease, in a non-atopic individual, with abrupt onset of persistent asthma-like symptoms within minutes to hours of a documented exposure to the irritant. A reversible airflow pattern, on spirometry, with the presence of moderate to severe bronchial hyperreactivity on methacholine challenge testing and the lack of minimal lymphocytic inflammation, without eosinophilia, have also been included in the criteria for diagnosis of RADS. RADS (or asthma) following an irritating inhalation is an infrequent disorder with rates related to the concentration of and duration of exposure to the irritating substance. Industrial bronchitis, on the other hand, is a disorder that occurs as result of exposure due to high concentrations of irritating substance (often particulate in nature) and is completely reversible after exposure ceases. The disorder is characterised by dyspnea, cough and mucus production.

Acute Toxicity	✓	Carcinogenicity	⊖
Skin Irritation/Corrosion	✓	Reproductivity	⊖
Serious Eye Damage/Irritation	✓	STOT - Single Exposure	✓
Respiratory or Skin sensitisation	⊖	STOT - Repeated Exposure	⊖
Mutagenicity	⊖	Aspiration Hazard	⊖

Legend: ✗ – Data available but does not fill the criteria for classification
 ✓ – Data required to make classification available
 ⊖ – Data Not Available to make classification

SECTION 12 ECOLOGICAL INFORMATION

Toxicity

Ingredient	Endpoint	Test Duration (hr)	Species	Value	Source
chlorine	EC50	24	Crustacea	0.0186mg/L	4
chlorine	LC50	96	Fish	0.014mg/L	4
chlorine	EC50	48	Crustacea	0.026mg/L	2
chlorine	NOEC	504	Crustacea	0.01mg/L	2
chlorine	EC50	96	Algae or other aquatic plants	ca.0.1- ca.0.4mg/L	2

Legend:

Extracted from 1. IUCLID Toxicity Data 2. Europe ECHA Registered Substances - Ecotoxicological Information - Aquatic Toxicity 3. EPIWIN Suite V3.12 - Aquatic Toxicity Data (Estimated) 4. US EPA, Ecotox database - Aquatic Toxicity Data 5. ECETOC Aquatic Hazard Assessment Data 6. NITE (Japan) - Bioconcentration Data 7. METI (Japan) - Bioconcentration Data 8. Vendor Data

Very toxic to aquatic organisms.

Do NOT allow product to come in contact with surface waters or to intertidal areas below the mean high water mark. Do not contaminate water when cleaning equipment or disposing of equipment wash-waters.

Wastes resulting from use of the product must be disposed of on site or at approved waste sites.

For chlorine:

Environmental fate:

Atmospheric chlorine produced as a result of such process as disinfection forms hydrochloric (HCl) or hypochlorous (HOCl) acid in the atmosphere, either through reactions with hydroxy radicals or other trace species such as hydrocarbons. These acids are believed to be removed from the atmosphere primarily through precipitation washout (i.e. wet deposition as chlorine is scrubbed out by rain in the subcloud layer) or dry deposition as gaseous chlorine contacts and reacts with the earth's surface.

Water chlorination, resulting from municipal and industrial wastewater treatment and cooling water disinfection, initially introduces chlorine into the water as chlorine gas, hypochlorite ion (OCl⁻), or its salt. These forms of chlorine are termed free residual chlorines (FRC). Chlorine in aqueous systems volatilises or quickly decays to residual forms such as hypochlorous acid, chloramine and chlorinated organics. Aquatic chemistry is determined by aquatic factors including pH, ammonium ion (which combines with chlorine to produce chloramine) and certain other reducing agents. Inorganic reducing agents in estuarine waters include sulfur, iron and manganese. Other organic compounds in water also contribute to chlorine decay rate. The reactions of chlorine or hypochlorites in water produce a number of by-products many of which have been implicated as genotoxic or tumourigenic.

Chlorine, added to drinking water as chlorine gas (Cl₂) or hypochlorite salts (e.g., NaOCl), effectively inactivates bacteria in 20 minutes at concentrations of 0.03 to 0.06 mg/l at pH range of 7.0 to 8.5 and temperature range of 4 deg.C to 22 deg.C.

Chlorine disinfectants in wastewater react with organic matters, giving rise to organic chlorine compounds such as AOX (halogenated organic compounds absorbable on activated carbon), which are toxic for aquatic organisms and are persistent environmental contaminants.

Chlorine hydrolyses very rapidly in water (rate constants range from 1.5 x 10⁻⁴ at deg. C to 4.0 x 10⁻⁴ at 25 deg.C; half-life in natural waters, 0.005 seconds. In fresh and wastewaters at pH >6, complete hydrolysis occurs with the formation of hypochlorous acid (HOCl) and chloride ion (Cl⁻). The hypochlorous acid ionizes to hydrogen ion (H⁺) and hypochlorite ion (OCl⁻). At pH values >5, OCl⁻

CHLORINE LIQUID

predominates; at pH values <5, HOCl predominates. Free chlorine (Cl₂, HOCl, and OCl⁻) reacts rapidly with inorganics such as bromide and more slowly with organic material present in natural waters. These reactions yield chloride, oxidised organics, chloroorganics (including trihalomethanes), oxygen, nitrogen, chlorate, bromate and bromoorganics.

Chlorines ultimate aqueous fate is chloride.

Vapourisation of molecular chlorine (Cl₂) from water to the atmosphere may be significant at low pH values and high concentrations (e.g., pH 2 and 3500 mg/l chlorine), but is insignificant at neutral pH and low concentrations.

Vegetation acts as an important sink for chlorine air pollution. Plant exposure to elevated levels of chlorine can cause plant injury; however chlorine tends to be rapidly converted to other less toxic forms.

Atmospheric: When chlorine, hypochlorous acid or hydrogen chloride mixes in the atmosphere with water vapour, dilute solutions of strong mineral acids are formed that fall to earth as acid rain, snow, and fog, or acidified dry particles.

Chlorine may react with soil components to form chlorides; depending on their water solubility, these chlorides are easily washed out from the soil.

Bioaccumulation/ bioconcentration: There is no potential for the bioaccumulation or bioconcentration of chlorine.

Ecotoxicity:

Fish LC50 (96 h): 0.015-13.5 mg/l

Chlorine has high acute toxicity to aquatic organisms; many toxicity values are less than or equal to 1 mg/l. Twenty-four-hour LC50 values range from 0.076 to 0.16 mg/l for *Daphnia magna* (water flea) and from 0.005 to 0.1 mg/l for *Daphnia pulex* (cladocern); 48-hour LC50 values range from 5.3 to 12.8 mg/l for *Nitocra spinipes* (snail); and 96-hour LC50 values range from 0.13 to 0.29 mg/L for *Oncorhynchus mykiss* (rainbow trout), from 0.1 to 0.18 mg/l for *Salvelinus fontinalis* (brook trout), and from 0.71-0.82 mg/l for *Lepomis cyanellus* (green sunfish)

Papillomas of the oral cavity in fish have been associated with exposure to chlorinated water supplies.

Chlorine is phytotoxic but is also essential to plant growth; crops need around 2 kg or more of chlorine per acre. Acute toxicity to plants is characterized by defoliation with no leaf symptoms and, in higher plant forms, by spotting of the leaves (at 1.5 mg/m³) and marginal and interveinal injury (at 150-300 mg/m³)

Data from experimental studies indicate that injury to animals occurs only in the presence of high concentrations of chlorine, either in drinking water or the ambient atmosphere.

https://www.epa.gov/chemfact/s_chlori.txt

U.S. ENVIRONMENTAL PROTECTION AGENCY August 1994

DO NOT discharge into sewer or waterways.

The material is classified as an **ecotoxin*** because the **Fish LC50 (96 hours)** is less than or equal to 0.1 mg/l

* *Classification of Substances as Ecotoxic (Dangerous to the Environment)*

Appendix 8, Table 1

Compiler's Guide for the Preparation of International Chemical Safety Cards: 1993 Commission of the European Communities

Persistence and degradability

Ingredient	Persistence: Water/Soil	Persistence: Air
	No Data available for all ingredients	No Data available for all ingredients

Bioaccumulative potential

Ingredient	Bioaccumulation
	No Data available for all ingredients

Mobility in soil

Ingredient	Mobility
	No Data available for all ingredients

SECTION 13 DISPOSAL CONSIDERATIONS





Waste treatment methods

Product / Packaging disposal	<ul style="list-style-type: none"> ▸ Evaporate residue at an approved site. ▸ Return empty containers to supplier. If containers are marked non-returnable establish means of disposal with manufacturer prior to purchase. ▸ Ensure damaged or non-returnable cylinders are gas-free before disposal. <p>[Empty containers may have residues.]Chlorine may be absorbed in dilute solutions of caustic (NaOH), soda ash (Na₂CO₃) or hydrated lime (Ca(OH)₂). For every kg of chlorine: caustic and soda ash solution should contain 0.36 kg/litre and lime 0.12 kg/litre. [Dow]</p>
-------------------------------------	---

SECTION 14 TRANSPORT INFORMATION

CHLORINE LIQUID

Labels Required

	  
Marine Pollutant	
HAZCHEM	Not Applicable

Land transport (UN)

UN number	1017				
Packing group	Not Applicable				
UN proper shipping name	CHLORINE				
Environmental hazard	Not Applicable				
Transport hazard class(es)	<table border="1"> <tr> <td>Class</td> <td>2.3</td> </tr> <tr> <td>Subrisk</td> <td>5.1, 8</td> </tr> </table>	Class	2.3	Subrisk	5.1, 8
Class	2.3				
Subrisk	5.1, 8				
Special precautions for user	<table border="1"> <tr> <td>Special provisions</td> <td>Not Applicable</td> </tr> <tr> <td>Limited quantity</td> <td>0</td> </tr> </table>	Special provisions	Not Applicable	Limited quantity	0
Special provisions	Not Applicable				
Limited quantity	0				

Air transport (ICAO-IATA / DGR)

UN number	1017														
Packing group	Not Applicable														
UN proper shipping name	Chlorine														
Environmental hazard	Not Applicable														
Transport hazard class(es)	<table border="1"> <tr> <td>ICAO/IATA Class</td> <td>2.3</td> </tr> <tr> <td>ICAO / IATA Subrisk</td> <td>5.1, 8</td> </tr> <tr> <td>ERG Code</td> <td>2CP</td> </tr> </table>	ICAO/IATA Class	2.3	ICAO / IATA Subrisk	5.1, 8	ERG Code	2CP								
ICAO/IATA Class	2.3														
ICAO / IATA Subrisk	5.1, 8														
ERG Code	2CP														
Special precautions for user	<table border="1"> <tr> <td>Special provisions</td> <td>A2</td> </tr> <tr> <td>Cargo Only Packing Instructions</td> <td>Forbidden</td> </tr> <tr> <td>Cargo Only Maximum Qty / Pack</td> <td>Forbidden</td> </tr> <tr> <td>Passenger and Cargo Packing Instructions</td> <td>Forbidden</td> </tr> <tr> <td>Passenger and Cargo Maximum Qty / Pack</td> <td>Forbidden</td> </tr> <tr> <td>Passenger and Cargo Limited Quantity Packing Instructions</td> <td>Forbidden</td> </tr> <tr> <td>Passenger and Cargo Limited Maximum Qty / Pack</td> <td>Forbidden</td> </tr> </table>	Special provisions	A2	Cargo Only Packing Instructions	Forbidden	Cargo Only Maximum Qty / Pack	Forbidden	Passenger and Cargo Packing Instructions	Forbidden	Passenger and Cargo Maximum Qty / Pack	Forbidden	Passenger and Cargo Limited Quantity Packing Instructions	Forbidden	Passenger and Cargo Limited Maximum Qty / Pack	Forbidden
Special provisions	A2														
Cargo Only Packing Instructions	Forbidden														
Cargo Only Maximum Qty / Pack	Forbidden														
Passenger and Cargo Packing Instructions	Forbidden														
Passenger and Cargo Maximum Qty / Pack	Forbidden														
Passenger and Cargo Limited Quantity Packing Instructions	Forbidden														
Passenger and Cargo Limited Maximum Qty / Pack	Forbidden														

Sea transport (IMDG-Code / GGVSee)

UN number	1017
Packing group	Not Applicable
UN proper shipping name	CHLORINE
Environmental hazard	Marine Pollutant

CHLORINE LIQUID

Transport hazard class(es)	IMDG Class	2.3
	IMDG Subrisk	5.1, 8
Special precautions for user	EMS Number	F-C, S-U
	Special provisions	Not Applicable
	Limited Quantities	0

Transport in bulk according to Annex II of MARPOL and the IBC code

Not Applicable

SECTION 15 REGULATORY INFORMATION

Safety, health and environmental regulations / legislation specific for the substance or mixture

CHLORINE(7782-50-5) IS FOUND ON THE FOLLOWING REGULATORY LISTS

International Air Transport Association (IATA) Dangerous Goods Regulations - Prohibited List Passenger and Cargo Aircraft

Malaysia Permissible Exposure Limits

Malaysia Occupational Safety and Health (Control of Industrial Major Accident Hazards) Regulations - List of Substances and Quantities

This safety data sheet is in compliance with the Occupational Safety and Health (Classification, Labelling and Safety Data Sheet of Hazardous Chemicals) Regulations 2013 (CLASS).

National Inventory	Status
Australia - AICS	Y
Canada - DSL	Y
Canada - NDSL	N (chlorine)
China - IECSC	Y
Europe - EINEC / ELINCS / NLP	Y
Japan - ENCS	N (chlorine)
Korea - KECI	Y
New Zealand - NZIoC	Y
Philippines - PICCS	Y
USA - TSCA	Y
Legend:	Y = All ingredients are on the inventory N = Not determined or one or more ingredients are not on the inventory and are not exempt from listing(see specific ingredients in brackets)

SECTION 16 OTHER INFORMATION

Other information

Classification of the preparation and its individual components has drawn on official and authoritative sources as well as independent review by the Chemwatch Classification committee using available literature references.

A list of reference resources used to assist the committee may be found at:

www.chemwatch.net

The SDS is a Hazard Communication tool and should be used to assist in the Risk Assessment. Many factors determine whether the reported Hazards are Risks in the workplace or other settings. Risks may be determined by reference to Exposures Scenarios. Scale of use, frequency of use and current or available engineering controls must be considered.

Definitions and abbreviations

PC—TWA: Permissible Concentration-Time Weighted Average

PC—STEL: Permissible Concentration-Short Term Exposure Limit

IARC: International Agency for Research on Cancer

Continued...

CHLORINE LIQUID

ACGIH: American Conference of Governmental Industrial Hygienists
STEL: Short Term Exposure Limit
TEEL: Temporary Emergency Exposure Limit.
IDLH: Immediately Dangerous to Life or Health Concentrations
OSF: Odour Safety Factor
NOAEL :No Observed Adverse Effect Level
LOAEL: Lowest Observed Adverse Effect Level
TLV: Threshold Limit Value
LOD: Limit Of Detection
OTV: Odour Threshold Value
BCF: BioConcentration Factors
BEI: Biological Exposure Index

This document is copyright.

Apart from any fair dealing for the purposes of private study, research, review or criticism, as permitted under the Copyright Act, no part may be reproduced by any process without written permission from CHEMWATCH.

TEL (+61 3) 9572 4700.